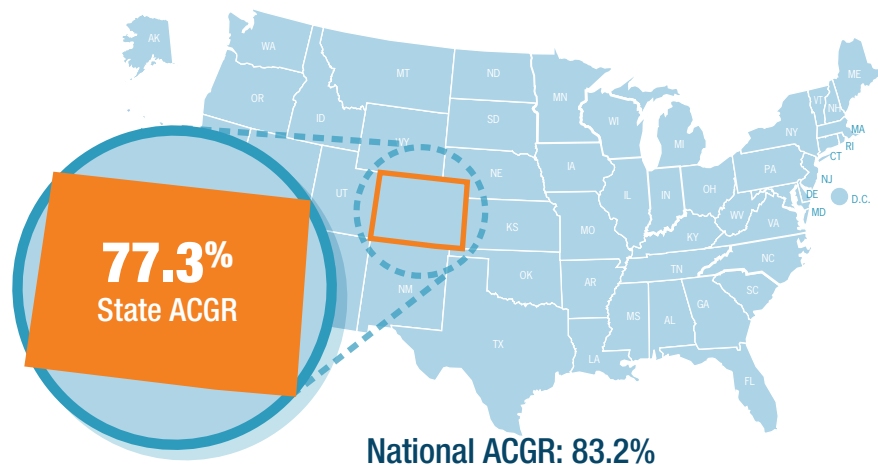


COLORADO

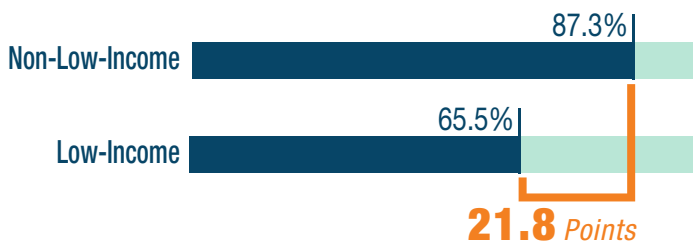
Building a Grad Nation Annual Update 2017



Closing Graduation Rate Gaps for All Students

Low-Income

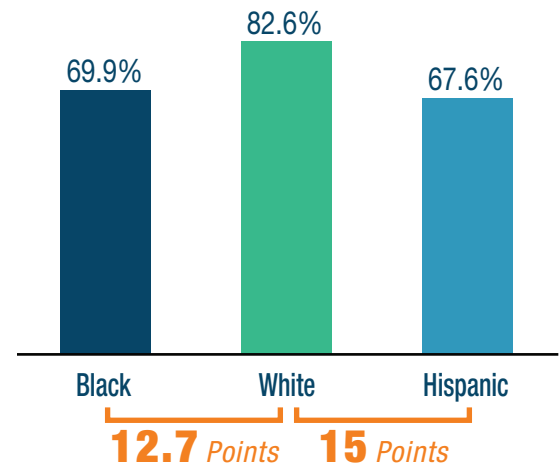
Low-Income and Non-Low-Income Gap



46% of 2015 cohort low-income

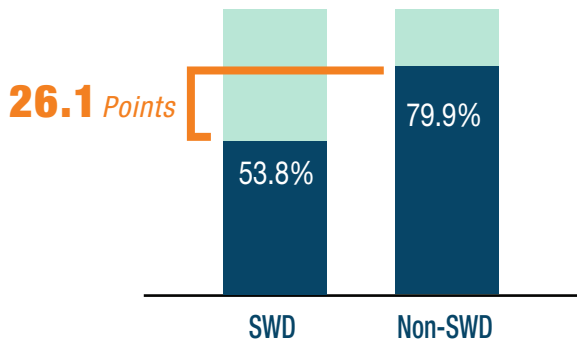
Race/Ethnicity

Grad Rate Gap Between Black, White, and Hispanic Students



Students With Disabilities (SWD)

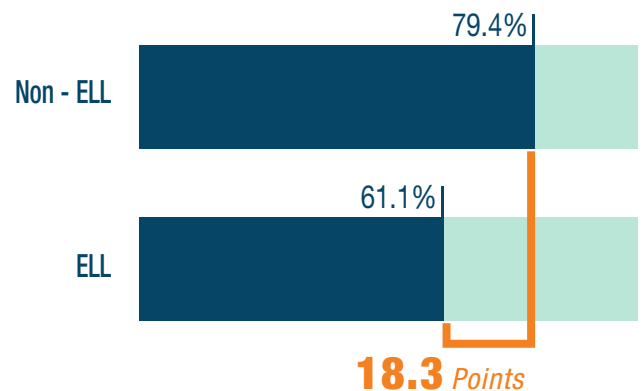
Grad Rate Gap Between Students with Disabilities and Non-SWD



SWD made up **9.9%** of the cohort

English Language Learners (ELL)

Grad Rate Gap Between English Language Learners and Non-English Language Learners



Low-Graduation-Rate High Schools

Under the new Every Student Succeeds Act (ESSA), high schools enrolling 100 or more students that report a graduation rate of 67% or less are to be identified and targeted for additional support and improvement.

High Schools 67% or Less



39,830

Students Enrolled at High Schools with a Graduation Rate of 67% or Less

92

High Schools with a Graduation Rate of 67% or Less

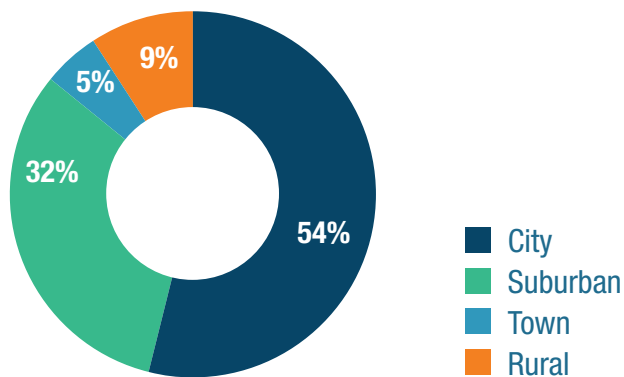
24%

of high schools in Colorado are low-graduation-rate high schools

49%

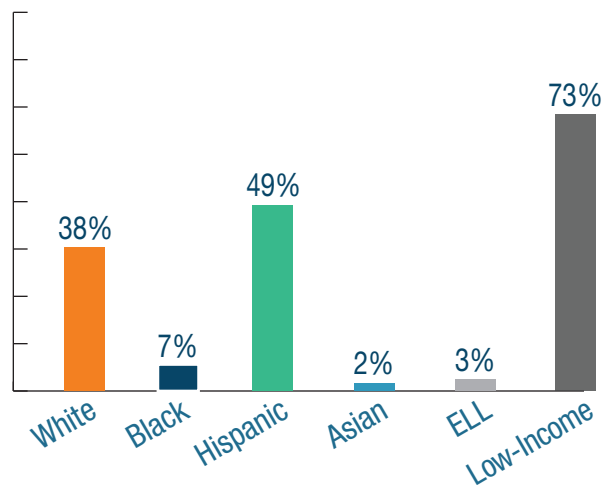
of Non-Graduates in Colorado attended a low-graduation-rate high school

Where Are They?



Demographics

Students Attending Low-Graduation-Rate High Schools



Homeless Students

Thanks to the recent passage of the Every Student Succeeds Act, states must now report disaggregated achievement and graduation data for homeless students. Given this new requirement, the GradNation campaign will be able to track and report on progress for this subgroup of students in future updates.

GradNation

CIVIC
ENTERPRISES

EVERYONE
GRADUATES
CENTER



For more information, visit www.gradnation.org